



Metal Stamping Machine




FP-600G



FP-600



FP-1000



FP-800G




FP-1000G

MACHINE SPECIFICATIONS

MODEL	UNIT	FP-600	FP-1000	FP-600G	FP-1000G	FP-1600G	FP-2500G
Capacity	Tons	600	1000	600	1000	1600	2500
Stroke of ram	mm	200	250	250	250	300	350
Adjustment of ram	mm	10	10	10	10	10	10
Number of stroke	Spm	95	85	85	85	70	65
Work number of stroke	Spm	18	16	18	16	16	16
Shut height	mm	650	800	650	800	800	1050
Rated tonnage point	mm	5	5	5	5	6	8
Ram dimension	mm	690x630	940x850	6900x730	940x850	1080x1040	1490x1430
Table dimension	mm	880x880	1100x1050	880x880	1100x1050	1200x1200	1500x1500
Side window	mm	500x500	700x650	500x600	700x650	900x750	1000x1100
Main motor	KwxP	37kwx8p	55kwx8p	55kwx4p	75kwx4p	110kwx6p	150kwx6p
Ram of adjustment motor	KwxP	0.4kwx4p	0.75kwx4p	0.4kwx4p	0.75kwx4p	1.5kwx4p	1.5kwx4p
Motor of lubricating	KwxP	0.1kwx4p	0.1kwx4p	0.1kwx4p	0.1kwx4p	0.1kwx4p	0.1kwx4p
Ejector in the ram	Tons-mm	6Ton 20mm	2.5x3=7.5Ton-30mm	6Ton-20mm	2.5x3=7.5Ton-30mm	2.5x3=7.5Ton-40mm	2.5x3=7.5Ton-60mm
Ejector in the table	Tons-mm	12Ton-40mm	8x3=Ton24-40mm	12Ton-40mm	8x3=24Ton-40mm	8x3=24Ton-60mm	6x5=30Ton-100mm
Ejector hydraulic oil motor	KwxP	5.5kwx6p	7.5kwx6p	5.5kwx6p	7.5kwx6p	11kw x 6p	11kwx6p
Working number-distance	Number-mm	1	3-200	1	3-200	3-240	5-260
Air pressure	kg/cm ²	5	5	5	5	5	5.5
Press weight	Kg	40,000	72,000	44,000	75,000	130,000	200,000
Press dimension (LxWxH)	mm	2260x3550 x4970	2800x4300 x5800	2500x3500 x4700	3000x4300 x5500	4300x4400 x7500	5367x4740 x9030



FP-1000X




FP-1000XG

MACHINE SPECIFICATIONS

MODEL	UNIT	FP-600X	FP-800X	FP-1000X	FP-1300X	FP-1600X	FP-600XG	FP-800XG	FP-1000XG	FP-1300XG	FP-1600XG
Capacity	Tons	600	800	1000	1300	1600	600	800	1000	1300	1600
Stroke of ram	mm	200	250	250	280	300	200	250	250	280	300
Adjustment of ram	mm	10	10	10	10	10	10	10	10	10	10
Number of stroke	Spm	95	85	85	80	65	70	60	60	60	50
Work number of stroke	Spm	18	18	18	18	18	18	18	18	16	16
Shut height	mm	750	850	950	950	1100	750	850	950	950	1100
Rated tonnage point	mm	6	6	6	6	6	6	6	6	6	6
Ram dimension	mm	600x730	770x810	880x1050	1020x1080	1050x1130	660x730	770x810	880x1050	1020x1080	1050x1130
Table dimension	mm	800x880	880x1000	1040x1080	1140x1140	1200x1200	800x880	880x1000	1040x1080	1140x1140	1200x1200
Side window	mm	550x550	600x600	700x700	750x700	980x800	550x550	600x600	700x700	750x700	980x800
Main motor	KwxP	37kwx8p	45kwx8p	55kwx8p	75kwx8p	75kwx12p	45kwx6p	55kwx6p	75kwx6p	90kwx6p	110kwx6p
Ram of adjustment motor	KwxP	0.4kwx4p	0.75kwx4p	0.75kwx4p	1.5kwx4p	1.5kwx4p	0.4kwx4p	0.75kwx4p	0.75kwx4p	1.5kwx4p	1.5kwx4p
Motor of lubricating	KwxP	0.75kwx4p	0.75kwx4p	0.75kwx4p	0.75kwx4p	0.75kwx4p	0.75kwx4p	0.75kwx4p	0.75kwx4p	0.75kwx4p	0.75kwx4p
Ejector in the ram	Tons-mm	6Ton-30mm	10Ton-30mm	10Ton-30mm	10Ton-40mm	10Ton-40mm	6Ton-30mm	10Ton-30mm	10Ton-30mm	10Ton-40mm	10Ton-40mm
Ejector in the table	Tons-mm	8Ton-50mm	12Ton-50mm	12Ton-50mm	12Ton-50mm	17Ton-50mm	8Ton-50mm	12Ton-50mm	12Ton-50mm	12Ton-50mm	17Ton-50mm
Up knockout hydraulic motor	KwxP	7.5kw	7.5kw	7.5kw	7.5kw	7.5kw	7.5kw	7.5kw	7.5kw	7.5kw	7.5kw
Down knockout hydraulic motor	Kw	11kw	11kw	11kw	11kw	11kw	11kw	11kw	11kw	11kw	11kw
Working number	Kw	1 - 3	1 - 3	1 - 3	1 - 3	1 - 3	1 - 3	1 - 3	1 - 3	1 - 3	1 - 3
Air pressure	kg/cm ²	5	5	5	5	5	5	5	5	5	5
Press weight	Kg	46,000	60,000	82,000	100,000	130,000	50,000	65,000	90,000	105,000	140,000
Press dimension (LxWxH)	mm	3300x2790 x5280	3630x3010 x5810	3840x3225 x6145	4100x3450 x6675	4320x3505 x8100	3425x3405 x5280	3665x3655 x5810	3960x3975 x6150	3960x3975 x6150	4410x4435 x7800

MACHINE SPECIFICATIONS

MODEL	UNIT	HCP-200	HCP-400	HCP-600	JKP-650L	JKP-1000L
Capacity	Tons	200	400	600	650	1000
Stroke of ram	mm	150	150	200	200	250
Adjustment of ram	mm	50	50	50	15	15
Number of stroke	Spm	100	90	80	35	30
Work number of stroke	Spm	18	18	16	12	12
Shut height	mm	450	480	600	607.5	757.5
Rated tonnage point	mm	5	5	5	8	8
Ram dimension	mm	600x450	650x500	670x600	750 x 700	1020 x 1000
Table dimension	mm	700x800	750x920	770x1100	900 x 840	1200 x 1000
Side window	mm	320x320	320x320	400x510	600 x 500	850 x 650
Main motor	KwxP	18.5kwx6p	37kwx6p	45kwx6p	55kw x 4p 45kw x 6p	75kw x 4p 55kw x 6p
Ram of adjustment motor	KwxP	0.375kwx4p	0.75kwx4p	0.75kwx4p	0.75kw x 4p	0.75kw x 4p
Motor of lubricating	KwxP	0.1kwx4p	0.1kwx4p	0.1kwx4p	0.75kw x 4p	0.75kw x 4p
Ejector in the ram	Tons-mm	3Ton-20mm	3Ton-20mm	3Ton-20mm	6Ton-30mm	6Ton-30mm
Ejector in the table	Tons-mm	5Ton-40mm	5Ton-40mm	5Ton-40mm	3x10=30Ton-80mm	6x5=30Ton-80mm
Up knockout hydraulic motor	KwxP	3.7kwx6p	3.7kwx6p	3.7kwx6p	0.75kw x 4p	3.75kw x 6p
Down knockout hydraulic motor	Kw				3.2kw	3.2kw
Working number	Kw				3 - 200	5 - 200
Air pressure	kg/cm ²	5	5	5	5	5
Press weight	Kg	17,500	27,000	35,000	48,000	92,000
Press dimension (LxWxH)	mm	2550x2135 x3820	2675x2307 x4068	2829x2490 x4450	2920 x 2480 x 4430	3830 x 3038 x 5880



JKP-650L